

Mandatory Meeting
2022/2023 School Year



**Step-by-Step
Application Instructions
(Mandatory Meeting Presentation)**

Welcome

Welcome to the Bright Futures scholarship program. This presentation has been developed to give you:

- A brief overview of Bright Futures
- A step-by-step guide for applying
- Other useful information

This presentation is also available on our website for your year-to-year reference: www.brightfuturesco.com/resources.



What is Bright Futures?

The mission of Bright Futures is to strengthen
The Weld County Workforce

The program invests in student post-secondary success by providing tuition grants for Weld County high school grads, GED recipients, and Veterans who want to pursue a college degree or certification.



Who can apply for a Bright Futures account?

High school graduates and GED recipients in 2020 or later, who have been Weld County residents for at least 2 years prior, with one being their senior year, may apply for a Bright Futures account. Veterans have a unique set of eligibility rules; please contact our office for complete details.

GRANT ELIGIBILITY FOR ALL BRIGHT FUTURES APPLICANTS: *First-time and ongoing Bright Futures applicants must complete a few requirements each school year to be eligible for their grant(s). These requirements are described later in this presentation.*

How much will I receive?

The Bright Futures grant is up to \$2,000 per year (up to \$1,000 per semester) and is a last dollar in program, which means that all other scholarships and grants will be applied to your student account first. Your Bright Futures grant will then be applied to any remaining tuition and mandatory fees.

NOTE: *Bright Futures grants cannot be applied to non-mandatory fees, such as room and board, parking, books, etc.*

Where can I go to school?

Bright Futures grants can only be used at Title IV institutions in Colorado or its bordering states, which include Wyoming, Nebraska, Kansas, Oklahoma, Arizona, New Mexico and Utah.



How to get started – 6 easy steps


We'll cover each step next.

1. Create your online account
2. Complete the online application within your account
3. Acknowledge that you have viewed the mandatory meeting materials
4. Complete 16 hours of community service in Weld County
5. Complete FAFSA
6. Tell us where you will be attending school


Step one: Let's set up your Account

Go to <https://www.brightfuturesco.com/>

- Click on the login tab



- Click on the 'I am a New Student' button



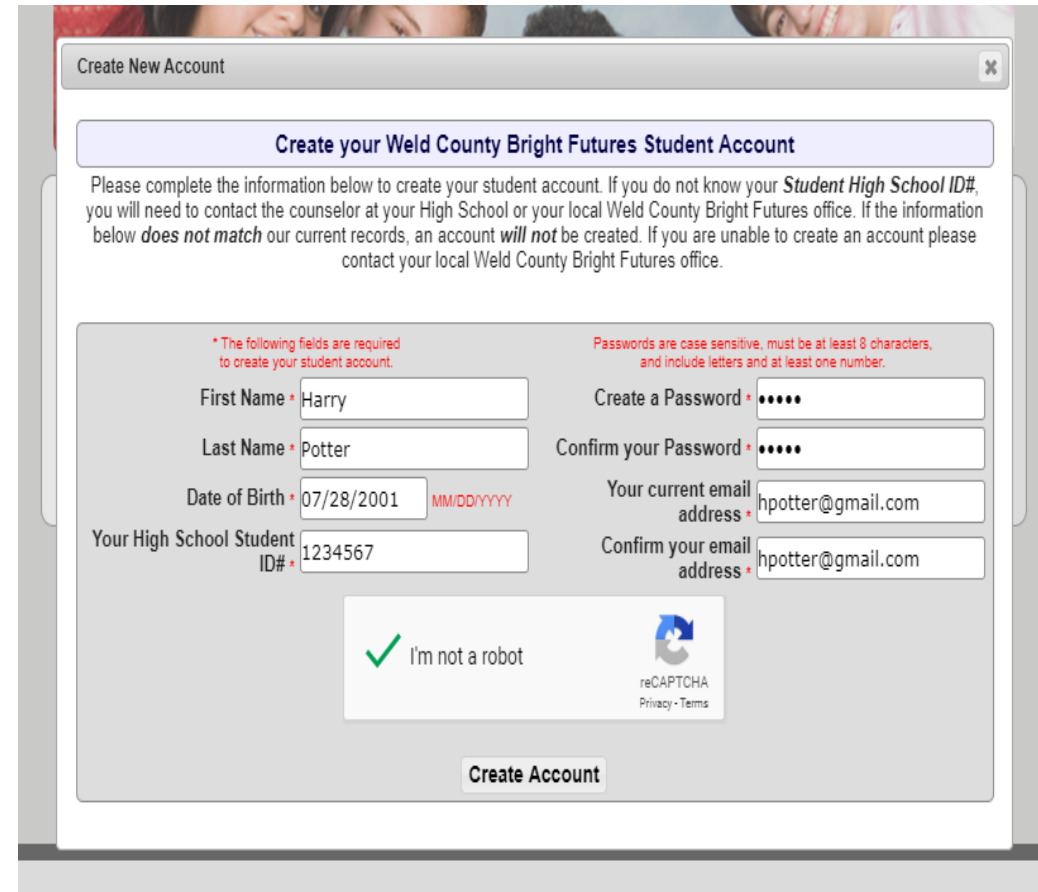
Step One: Create New Account (Continued)

Complete all fields in the 'Create New Account' table.

- Enter your state-issued ID (SASID) in the high school ID field. This is NOT your daily usage ID. It is available from your counselor or the Bright Futures office.
- Enter and confirm your personal email address. **Do NOT use your high school email;** once you graduate it will be shut down.
- Click 'Create Account' and this will take you to the online application.

After you create your account and complete the online application, you will receive an email with your username.

- If you don't get the email, check your junk mailbox.
- To prevent our emails from going to "Junk Mail" add "Noreply@escholarships.com" to your email list.



The screenshot shows a web form titled "Create New Account" for a "Weld County Bright Futures Student Account". The form includes a header with the title and a close button. Below the header is a sub-header "Create your Weld County Bright Futures Student Account" and a paragraph of instructions. The form fields are arranged in two columns. The left column contains: "First Name" (Harry), "Last Name" (Potter), "Date of Birth" (07/28/2001), and "Your High School Student ID#" (1234567). The right column contains: "Create a Password" (masked with dots), "Confirm your Password" (masked with dots), "Your current email address" (hpotter@gmail.com), and "Confirm your email address" (hpotter@gmail.com). There are red asterisks and error messages above the fields. At the bottom, there is a reCAPTCHA "I'm not a robot" checkbox and a "Create Account" button.

Create New Account

Create your Weld County Bright Futures Student Account

Please complete the information below to create your student account. If you do not know your *Student High School ID#*, you will need to contact the counselor at your High School or your local Weld County Bright Futures office. If the information below *does not match* our current records, an account *will not* be created. If you are unable to create an account please contact your local Weld County Bright Futures office.

* The following fields are required to create your student account.

First Name * Harry

Last Name * Potter

Date of Birth * 07/28/2001 MM/DD/YYYY

Your High School Student ID# * 1234567

Passwords are case sensitive, must be at least 8 characters, and include letters and at least one number.

Create a Password *

Confirm your Password *

Your current email address * hpotter@gmail.com

Confirm your email address * hpotter@gmail.com

I'm not a robot

reCAPTCHA
Privacy - Terms

Create Account

Step Two: Application

You must complete your Scholarship Application to continue

- All fields with a red asterisk * are mandatory
- The 'Email' field will prepopulate with your high school email.
 - **Required:** You must update this field to a personal email as your high school email will no longer be valid after graduation.
- Account Confirmation – Read and acknowledge your understanding of program requirements.
- A parent must sign in if the student is under 18 years
 - If you are over 18 and do not wish to add a guardian, enter your information again.
- **Before submitting**, review completed application for accuracy and make any necessary corrections.
 - You will **NOT** be able to make any corrections once it has been submitted!

'Submit' will take you to your account where you can see your status, upload documents, identify your school of choice, etc.

NOTE: *You will always need your username and password to log in, check your account status and complete program requirements each year.*

Step Three: Acknowledge Mandatory Meeting

- In your Bright Futures account, select 'Programs'
- Click 'Add Program'
- Select 'Mandatory Meeting'
- Enter date of meeting or date online presentation viewed
- Save changes



Program	Semester	Year	Start Date	End Date	Notes

NOTE: Once done correctly, the red *'Mandatory Meeting'* warning message will immediately disappear.

Step Four: Community Service

You must complete 16 hours of community service in Weld County between May 16, 2021 and May 15, 2022 for the 2022/2023 school year.

- In your Bright Futures account, select 'Programs'
- Click 'Add Program'
- Select 'Community Service'
- Select 'Subprogram'' where community service was completed
 - If your organization is not listed, email the name, address and web address to our office for review. We will add the organization if it meets program requirements.
- Enter the date(s) community service was completed and the number of hours
- Upload your completed, signed community service form(s)
 - Download the form from: <https://www.brightfuturesco.com/community-service/>
- Save changes

NOTE: Once you've completed and documented 16 hours correctly and before the May 15, 2022 deadline, the red '**Community Service**' warning will immediately disappear.

Step Five: FAFSA

- In your Bright Futures account, select 'Programs'
- Click 'Add Program'
- Select 'FAFSA'
- Select the 2022/2023 school year from the drop-down box
- Enter Expected Family Contribution (EFC)
- Upload EFC page of your FAFSA

NOTE: *Once done correctly, the red 'FAFSA' warning note will immediately disappear.*

FAFSA opens October 1st. The process takes some time before you receive your EFC information. Please **DO NOT WAIT** until the Bright Futures deadline to start your FAFSA. Not submitting your EFC and FAFSA information by the May 15, 2022 deadline will make you ineligible for the 2022/2023 school year.

If you need assistance completing your FAFSA, call 1.800.4FEDAID.

Step Six: Enrollment

- In your Bright Futures account, select 'My Colleges'
- Click 'Add School'
 - As you type the school name, it should pop up for you to accept.
 - If it doesn't, check your typing and be sure to find the exact match.
 - If there is not an exact match, then contact Bright Futures for assistance.
- Click the 'Enrolled' box and choose the semester and year based on the school year calendar
 - Example: For September 2022 you would be attending fall 2022/2023
 - Example: For January 2023 you would be attending spring 2022/2023
- Click 'Save'

Enrollment information must be entered so Bright Futures knows where to send your grant. This step must be completed anytime you transfer or have a gap in your grant funding for any reason.

Requirements While in College

- Log in and update your account each semester
- Stay enrolled at a Title IV accredited higher education institution or certified training program in the required geographic region (Colorado or bordering states)
- Update enrollment in 'My Colleges' if transferring or coming back from a gap semester/year
- Complete your 16 community service hours and FAFSA for each school year
- Maintain a 2.0 cumulative GPA (average)
 - If your cumulative GPA drops below 2.0, you are eligible for grant funds for one more semester as you work to bring the GPA up to the required cumulative of 2.0.
 - If you have **two consecutive semesters with a cumulative GPA below 2.0**, you are **no longer eligible** for Bright Futures funds.
- Provide requested documentation promptly
 - Students who attend a school that does not provide us with enrollment and tuition information through an electronic data file are responsible for providing that information to Bright Futures each semester.

What are the important timeframes?

- Application deadline is **MAY 15** each year — **NO EXCEPTIONS**
- Initial application opens November 1st of your senior year
- FAFSA application opens October 1st each year — DO NOT wait to complete this requirement
- Students have a full year to complete community service
 - May 16, 2021 through May 15, 2022 for the 2022/2023 school year
- Students must apply for Bright Futures within two years of graduation, or receiving your GED, and complete the program within six years
 - 2022 Graduates must start in the program by the 2024/2025 school year, and the last year of eligibility for them to apply is the 2027/2028 school year

Final Important Information

- You are responsible for completing the requirements successfully and **ON TIME** each year.
 - We do not notify students that an application is not complete.
- You are responsible for staying up-to-date with your account status.
 - If there is something questionable, contact Bright Futures **before** any deadline dates.
 - We cannot get back to everyone who waits until the deadline to resolve issues.
- If you completed a requirement but still see the **red** warning message:
 - Re-review the mandatory meeting PDF and other resources available on our website
 - Contact our office if you still see the red warning message and don't know why
 - Make sure you take care of any issues with your account **PRIOR** to the deadline!
- Contact Information
 - Email: hello@brightfuturesco.com
Always EMAIL for help FIRST and include your full name and date of birth so we can locate your account.
 - Call: 970-372-6028

Responsibilities of Receiving a Bright Futures Grant

- Complete all requirements by the deadline
- Succeed academically
- Meet personal goals
- Contribute to a strong workforce

***Bright Futures is honored to invest in
YOUR future and the future of Weld County!***



Contact us anytime

www.brightfuturesco.com

hello@brightfutures.com

970.372.6028

Office Hours: Monday-Friday 9:00 am to 2:00 pm

A photograph of a graduate in a blue gown and cap, seen from behind, holding a large white sign high above their head. The sign reads "Your future is BRIGHT!". The graduate is standing in a green field with trees in the background under a clear blue sky. The image is framed by a white border, with a blue vertical bar on the right and an orange vertical bar on the left.

**Your future is
BRIGHT!**